

Scaled data based on original data using
LM-79-08 Approved Method: Electrical and Photometric Measurements of Solid-
State Lighting Products

Test Report Prepared for
Cooper Lighting Solutions
(formerly Eaton)

Brand: INVUE

Report Number: P162337

Luminaire Tested: **EMM-E04-LED-E1-SL2-HSS**

Issue Date: 03/03/2020

Test Information

Test Method: LM-79-08
Report Number: P162337
REPORT IS SCALED FROM IESNA LM-79-08 TEST DATA (P33726)
Test Lab: INNOVATION CENTER-P3
Issue Date: 03/03/2020
Manufacturer: COOPER LIGHTING SOLUTIONS (FORMERLY EATON)
Product Line: INVUE
Catalog Number: EMM-E04-LED-E1-SL2-HSS
Description: EPIC MODERN MEDIUM DECORATIVE LED LUMINAIRE
(4) LIGHTBARS WITH AccuLED OPTICS - TYPE 2 W/ SPILL LIGHT CONTROL AND HOUSE SIDE SHIELD
Light Source: (84) 4000K CCT, 70 CRI LEDs
Ballast/Driver: -

Summary

Lumens per Lamp: N/A
Luminaire Lumens: 6973.2 lumens
Efficiency: N/A
Efficacy: 71.7 lumens/watt
Luminous Opening: Rectangular w/ Sides (W: 0.67' x L: 1' x H: 0.1')
IES Classification: Type II - Short - Non-Cutoff
BUG Rating: B0 - U0 - G2

Input Watts (W): 97.2
Input Voltage (V): NR
Input Current (Ain): NR
Voltage Rise (V): NR
Power Factor: NR
Total Harmonic Distortion (THDi): NR
Frequency (hertz): 60
Stabilization Time: NR
Operation Time: NR
Ambient Temperature (°C): NR
Test Distance: 25 FT

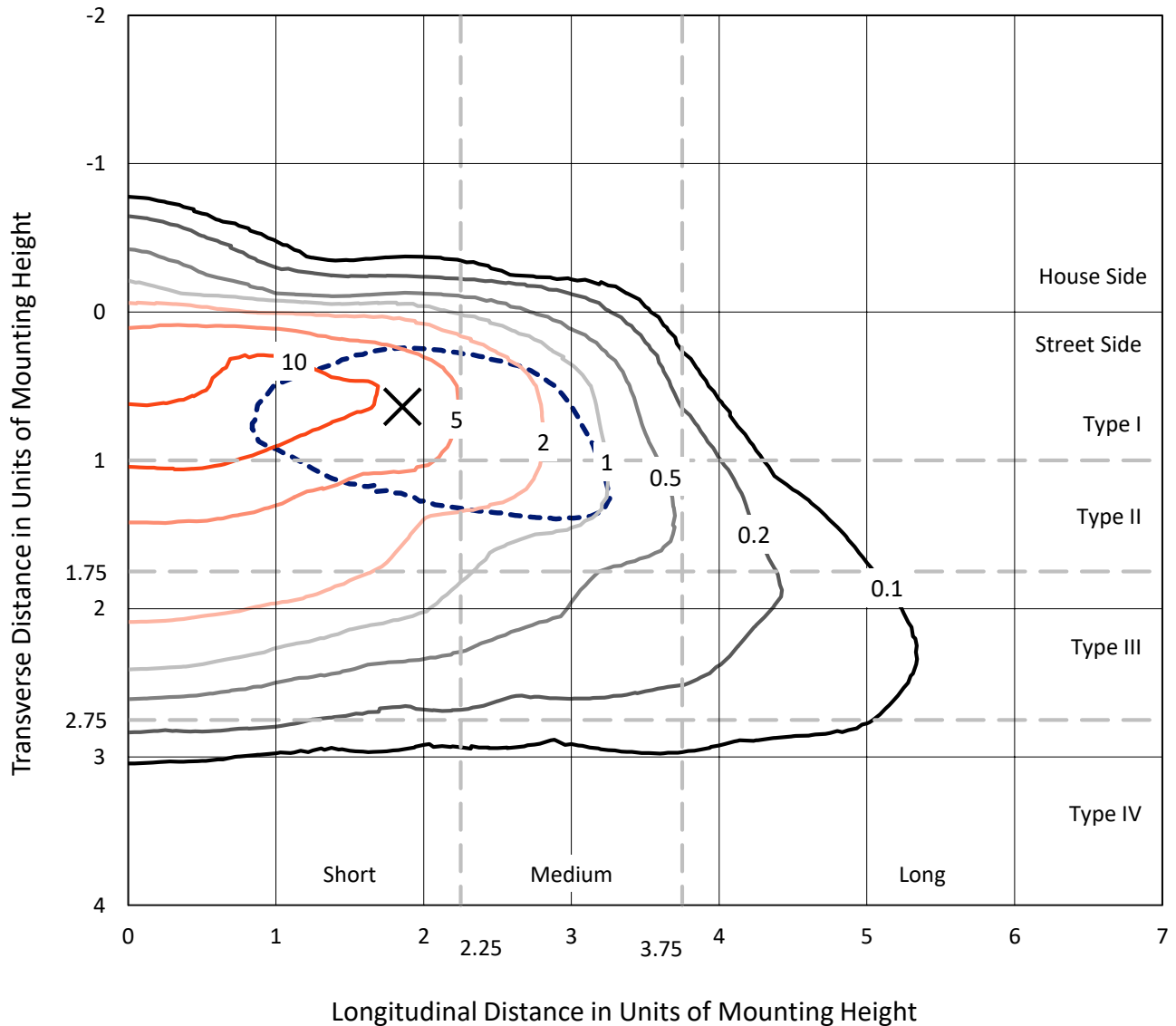


REPORT NUMBER: P162337

CATALOG NUMBER: EMM-E04-LED-E1-SL2-HSS

Iso-Footcandle Lines of Horizontal Illumination

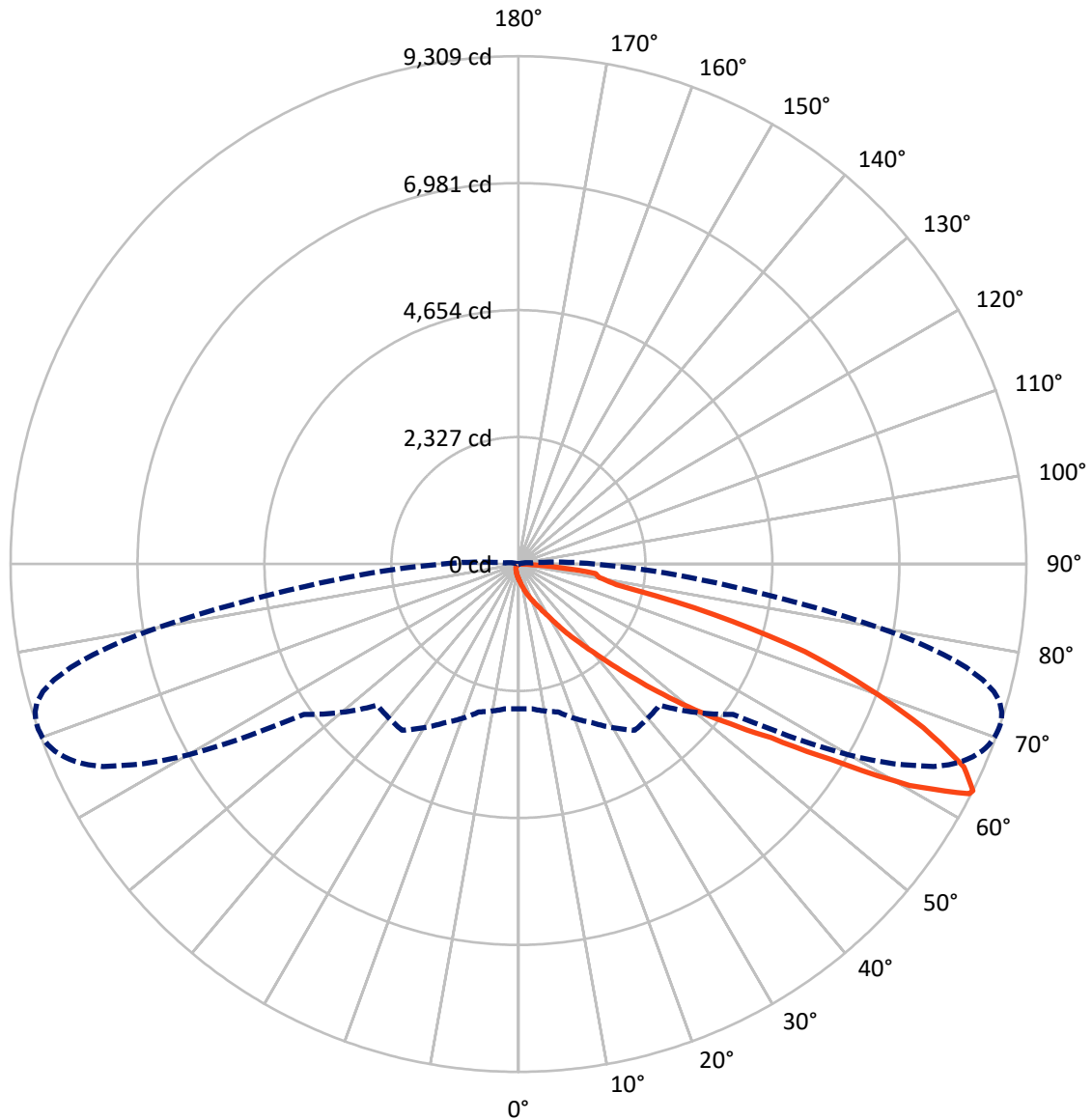
× Max cd
 - - - 1/2 Max cd



Based on 10 foot mounting height. Maximum calculated value = 14.7 fc
 Type II - Short - Non-Cutoff

REPORT NUMBER: P162337
CATALOG NUMBER: EMM-E04-LED-E1-SL2-HSS

Luminous Intensity Polar Plot



— Vertical Plane Through 71-Deg Lateral - - - Horizontal Cone Through 63-Deg Vertical

REPORT NUMBER: P162337

CATALOG NUMBER: EMM-E04-LED-E1-SL2-HSS

FLUX DISTRIBUTION:

		Downward	Upward	Total
House Side	Lumens	148.1	0.0	148.1
	% Fixture	2.1	0.0	2.1
Street Side	Lumens	6825.1	0.0	6825.1
	% Fixture	97.9	0.0	97.9
Total	Lumens	6973.2	0.0	6973.2
	% Fixture	100.0	0.0	100.0

Coefficient of Utilization

ZONAL LUMENS:

Zone	Lumens	% Fixture
0°-10°	29.6	0.4
10°-20°	114.7	1.6
20°-30°	232.9	3.3
30°-40°	569.0	8.2
40°-50°	1272.5	18.2
50°-60°	1789.3	25.7
60°-70°	2104.0	30.2
70°-80°	759.7	10.9
80°-90°	101.6	1.5
90°-100°	0.0	0.0
100°-110°	0.0	0.0
110°-120°	0.0	0.0
120°-130°	0.0	0.0
130°-140°	0.0	0.0
140°-150°	0.0	0.0
150°-160°	0.0	0.0
160°-170°	0.0	0.0
170°-180°	0.0	0.0
0°-90°	6973.2	100.0
0°-180°	6973.2	100.0



REPORT NUMBER: P162337

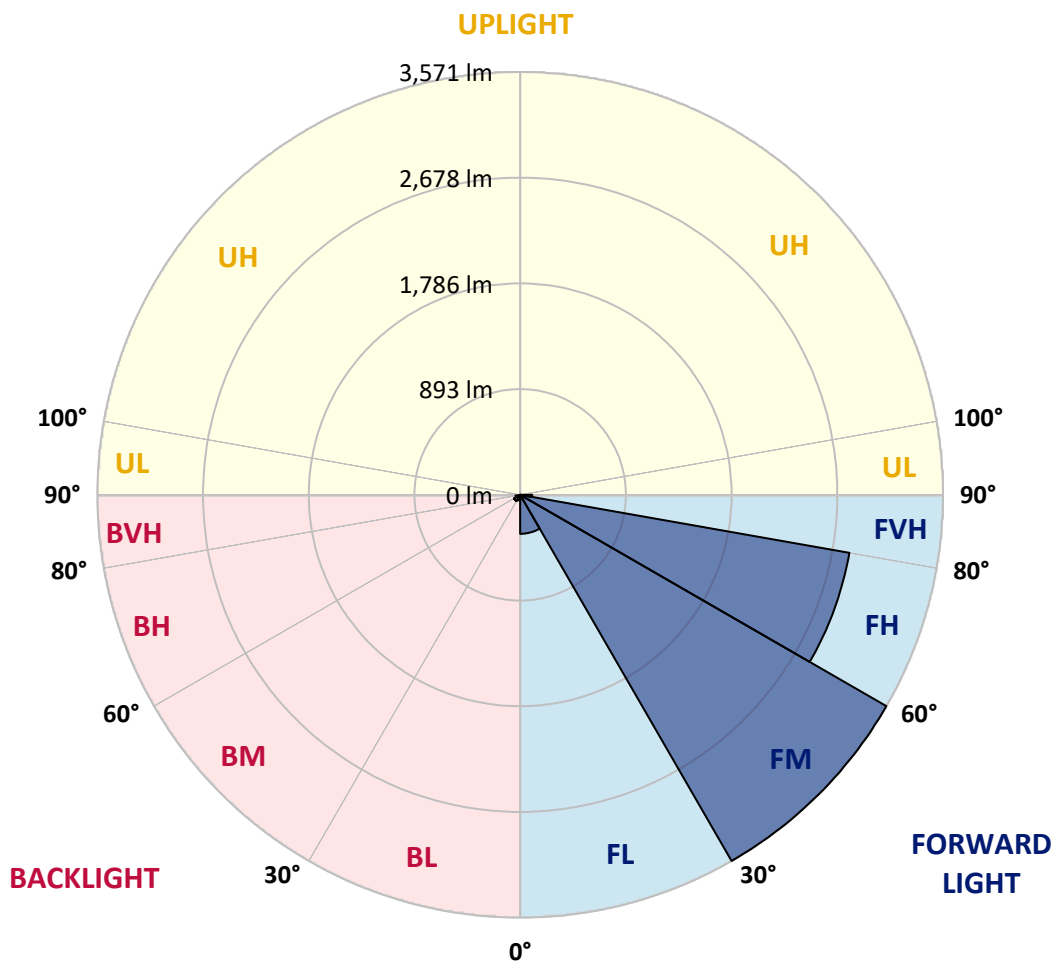
CATALOG NUMBER: EMM-E04-LED-E1-SL2-HSS

LUMINAIRE CLASSIFICATION SYSTEM LUMEN TABLE AND BUG RATING:

Zone		Lumens	% Fixture	Zone Rating/Lumen Limit		
				B	U	G
FL	(0°-30°)	329.5	4.7			
FM	(30°-60°)	3571.1	51.2			
FH	(60°-80°)	2823.2	40.5			G2/5000
FVH	(80°-90°)	101.4	1.5			G2/225
BL	(0°-30°)	47.6	0.7	B0/110		
BM	(30°-60°)	59.7	0.9	B0/220		
BH	(60°-80°)	40.6	0.6	B0/110		G0/110
BVH	(80°-90°)	0.2	0.0			G0/10
UL	(90°-100°)	0.0	0.0		U0/0	
UH	(100°-180°)	0.0	0.0		U0/0	

BUG Rating: B0-U0-G2

Type II Short





REPORT NUMBER: P162337

CATALOG NUMBER: EMM-E04-LED-E1-SL2-HSS

CANDELA DISTRIBUTION (FULL):

	0°	5°	15°	25°	35°	45°	55°	56°	57°	58°	59°
0°	267.5	267.5	267.5	267.5	267.5	267.5	267.5	267.5	267.5	267.5	267.5
2.5°	349.9	353.7	351.2	344.8	337.2	327.1	318.1	318.1	316.9	313.1	314.4
5°	458.9	460.1	455.1	439.9	426.0	404.4	380.3	377.7	375.2	371.5	370.1
7.5°	565.3	570.4	565.3	548.9	521.1	488.0	450.0	446.3	438.7	438.7	433.6
10°	674.4	674.4	669.3	650.3	624.9	578.0	529.9	523.6	514.7	512.1	504.5
12.5°	751.7	751.7	749.2	739.1	718.8	676.9	618.7	612.3	600.9	597.1	588.3
15°	782.1	782.1	783.5	792.3	793.6	774.5	713.7	708.7	697.2	687.1	683.3
17.5°	801.2	799.9	799.9	812.5	835.5	848.1	808.8	803.7	791.1	786.0	773.3
20°	843.1	840.5	832.8	832.8	854.4	898.8	898.8	897.5	883.6	879.7	873.5
22.5°	905.1	902.5	879.7	860.8	870.9	926.7	978.7	976.1	971.1	966.0	962.1
25°	1006.5	997.6	958.4	902.5	893.7	953.3	1039.5	1045.9	1049.6	1049.6	1052.1
27.5°	1159.9	1148.5	1078.8	974.8	935.6	996.4	1106.7	1119.3	1130.8	1133.3	1144.7
30°	1372.9	1352.7	1252.5	1100.4	1010.4	1059.7	1205.6	1219.5	1236.0	1241.1	1258.8
32.5°	1722.8	1711.3	1615.1	1386.8	1194.1	1184.0	1343.7	1361.5	1383.1	1391.9	1413.5
35°	2255.2	2257.7	2179.2	1973.7	1707.6	1568.1	1590.9	1606.1	1613.7	1640.4	1651.7
37.5°	2616.5	2622.8	2640.5	2559.5	2369.3	2227.3	2048.5	2065.1	2025.7	2029.6	2030.8
40°	2814.3	2834.5	2938.5	3017.1	3001.9	2919.5	2776.3	2785.1	2711.6	2695.1	2615.2
42.5°	2946.1	2972.7	3138.8	3382.1	3506.4	3581.2	3548.3	3544.4	3487.3	3465.9	3398.7
45°	3028.5	3052.5	3261.7	3620.5	3906.9	4125.1	4215.1	4225.2	4177.1	4155.5	4099.7
47.5°	3024.7	3052.5	3276.9	3709.2	4131.3	4480.0	4733.5	4746.1	4775.3	4756.4	4760.1
50°	2857.3	2884.0	3109.6	3558.4	4065.5	4642.3	5106.3	5146.8	5193.7	5225.3	5240.5
52.5°	2654.5	2673.6	2873.9	3299.7	3784.0	4575.1	5326.8	5396.5	5466.3	5525.9	5567.6
55°	2579.7	2601.3	2758.5	3112.1	3558.4	4293.6	5429.5	5532.1	5631.1	5728.7	5808.5
57.5°	2619.1	2639.3	2752.1	3023.5	3424.0	3996.9	5458.7	5618.4	5780.7	5939.1	6096.3
60°	2763.6	2785.1	2881.5	3105.9	3388.5	3825.9	5344.5	5609.5	5879.5	6155.9	6415.7
62.5°	2706.5	2715.3	2857.3	3250.3	3642.0	3680.1	4930.0	5300.1	5712.1	6138.1	6557.7
63°	2652.0	2662.1	2806.7	3211.1	3719.3	3658.5	4802.0	5192.4	5627.2	6086.1	6542.5
65°	2404.8	2406.0	2516.4	2835.9	3633.2	3696.5	4231.5	4604.3	5103.7	5653.9	6230.7
67.5°	1795.1	1786.1	1892.7	2136.0	2852.3	3697.9	3631.9	3841.1	4188.4	4676.5	5193.7
70°	636.4	622.4	794.8	1132.0	1777.3	3024.7	3121.1	3134.9	3231.3	3494.9	3819.5
72.5°	206.7	210.4	253.6	414.5	818.9	2035.9	2825.6	2782.5	2757.2	2756.0	2799.1
75°	82.4	83.7	101.5	183.9	367.6	981.2	2474.5	2498.5	2507.5	2520.1	2534.1
77.5°	39.3	43.1	57.1	102.7	182.5	485.5	1770.9	1975.1	2091.7	2181.7	2236.1
80°	14.0	16.5	31.7	63.3	84.9	223.1	933.1	1125.7	1296.8	1517.5	1707.6
82.5°	0.0	0.0	6.4	44.4	46.9	90.0	382.8	448.8	513.5	665.5	854.4
85°	0.0	0.0	0.0	12.7	14.0	15.2	129.3	155.9	174.9	204.1	235.7
87.5°	0.0	0.0	0.0	0.0	0.0	0.0	1.3	3.9	7.6	19.1	29.2
90°	0.0	0.0	0.0	0.0	0.0	0.0	0.0	0.0	0.0	0.0	0.0



REPORT NUMBER: P162337

CATALOG NUMBER: EMM-E04-LED-E1-SL2-HSS

CANDELA DISTRIBUTION (continued):

	60°	61°	62°	64°	65°	66°	67°	68°	69°	70°	71°
0°	267.5	267.5	267.5	267.5	267.5	267.5	267.5	267.5	267.5	267.5	267.5
2.5°	311.9	310.5	310.5	308.0	306.8	304.3	302.9	299.2	297.9	297.9	297.9
5°	368.9	363.9	361.3	354.9	351.2	349.9	343.6	341.1	337.2	338.5	332.1
7.5°	432.3	423.5	419.6	410.7	408.1	399.3	396.8	390.4	386.7	379.1	376.5
10°	502.0	490.5	484.3	470.3	466.5	460.1	452.5	444.9	438.7	431.1	427.2
12.5°	581.9	571.7	566.7	547.6	538.8	529.9	519.7	509.6	499.5	493.1	484.3
15°	675.7	659.2	654.1	636.4	621.2	609.7	595.9	583.1	575.5	562.8	554.0
17.5°	768.3	751.7	747.9	721.3	704.8	697.2	682.0	665.5	651.6	638.9	624.9
20°	860.8	849.3	839.2	813.9	796.1	783.5	763.2	746.7	735.2	717.5	699.7
22.5°	953.3	941.9	934.3	907.6	891.2	873.5	855.7	838.0	821.5	799.9	779.6
25°	1048.4	1040.8	1036.9	1012.9	997.6	981.2	963.5	943.2	922.9	898.8	877.2
27.5°	1147.2	1149.7	1142.1	1137.1	1120.7	1109.2	1081.3	1067.3	1052.1	1023.1	996.4
30°	1272.8	1280.4	1277.9	1281.6	1271.5	1263.9	1242.3	1224.5	1206.8	1178.9	1148.5
32.5°	1431.2	1441.3	1446.4	1460.4	1455.3	1452.8	1446.4	1421.1	1408.4	1360.3	1347.6
35°	1675.9	1670.8	1692.4	1703.7	1698.7	1696.1	1688.5	1674.7	1659.3	1625.2	1593.5
37.5°	1994.0	1999.1	2006.8	1983.9	1968.7	1967.5	1944.7	1930.7	1909.1	1871.1	1833.1
40°	2577.2	2545.5	2510.0	2413.6	2371.9	2347.7	2280.5	2261.6	2224.8	2172.8	2133.5
42.5°	3335.2	3303.6	3197.1	3036.1	2949.9	2830.7	2776.3	2709.1	2657.1	2572.1	2526.5
45°	4088.3	3996.9	3984.3	3796.7	3690.3	3533.1	3435.5	3322.5	3204.7	3093.2	3012.0
47.5°	4723.3	4703.1	4640.9	4526.9	4428.0	4296.1	4170.7	3996.9	3875.3	3716.8	3571.1
50°	5231.7	5230.4	5207.6	5141.7	5059.3	4952.8	4842.5	4695.5	4557.3	4363.3	4207.5
52.5°	5612.0	5632.3	5639.9	5619.6	5588.0	5494.1	5438.4	5315.3	5198.8	5034.0	4865.3
55°	5890.9	5965.7	6003.7	6046.8	6038.0	6005.1	6002.4	5922.7	5869.3	5738.8	5619.6
57.5°	6235.7	6358.7	6476.5	6685.7	6693.3	6766.9	6804.9	6842.9	6853.1	6801.1	6761.9
60°	6674.4	6925.3	7148.4	7585.7	7699.9	7879.9	7996.5	8123.3	8231.1	8239.9	8237.3
62.5°	6983.6	7370.3	7730.3	8379.3	8601.2	8809.1	8965.1	9088.0	9162.8	9238.8	9274.4
63°	6992.5	7415.9	7798.8	8468.1	8701.3	8899.1	9047.5	9161.5	9240.1	9285.7	9308.5
65°	6778.3	7291.7	7748.0	8414.8	8634.1	8833.2	8910.5	8985.3	9023.3	9041.1	8973.9
67.5°	5745.1	6247.1	6779.6	7524.9	7712.5	7950.9	8014.3	8052.3	8070.0	8066.3	8009.2
70°	4296.1	4717.1	5309.1	6160.9	6409.3	6642.7	6787.2	6849.3	6869.6	6863.2	6778.3
72.5°	2999.3	3246.5	3734.5	4682.8	5021.3	5320.4	5499.2	5591.7	5610.8	5572.7	5494.1
75°	2518.9	2531.6	2641.9	3160.3	3477.2	3796.7	3998.3	4056.5	4018.5	3903.2	3702.9
77.5°	2248.8	2276.8	2276.8	2354.1	2416.1	2504.9	2524.0	2382.0	2217.2	2004.3	1831.7
80°	1886.3	1983.9	2052.4	2109.5	2115.7	2098.0	2051.1	1971.2	1844.5	1682.3	1502.3
82.5°	1146.0	1338.7	1417.2	1711.3	1855.9	1953.5	1945.9	1839.5	1743.1	1574.4	1421.1
85°	289.1	311.9	338.5	439.9	493.1	602.1	670.7	702.3	713.7	655.3	593.3
87.5°	27.9	19.1	31.7	24.1	34.3	25.3	34.3	31.7	39.3	41.9	45.6
90°	0.0	0.0	0.0	0.0	0.0	0.0	0.0	0.0	0.0	0.0	0.0



REPORT NUMBER: P162337

CATALOG NUMBER: EMM-E04-LED-E1-SL2-HSS

CANDELA DISTRIBUTION (continued):

	72°	73°	74°	75°	76°	77°	78°	79°	80°	81°	82°
0°	267.5	267.5	267.5	267.5	267.5	267.5	267.5	267.5	267.5	267.5	267.5
2.5°	295.3	294.1	292.8	291.6	290.3	289.1	286.5	286.5	284.0	282.7	281.5
5°	328.3	325.7	324.5	322.0	318.1	315.6	311.9	306.8	302.9	301.7	299.2
7.5°	370.1	363.9	361.3	357.5	352.4	344.8	339.7	336.0	329.6	325.7	318.1
10°	417.1	410.7	403.1	395.5	387.9	379.1	372.7	367.6	357.5	352.4	343.6
12.5°	476.7	465.2	456.4	446.3	436.1	426.0	418.4	403.1	394.3	382.8	375.2
15°	537.5	527.3	517.2	504.5	489.3	472.8	465.2	451.3	439.9	422.1	412.0
17.5°	611.1	592.0	576.8	561.6	547.6	532.4	517.2	495.6	479.2	464.0	443.7
20°	683.3	660.4	644.0	623.7	603.5	579.3	561.6	546.4	523.6	503.3	481.7
22.5°	760.7	737.7	711.2	690.9	662.9	644.0	619.9	594.5	571.7	545.1	518.5
25°	854.4	830.3	799.9	773.3	741.6	714.9	685.9	656.7	628.8	598.4	564.1
27.5°	969.7	944.4	911.5	879.7	838.0	804.9	777.1	737.7	702.3	664.3	624.9
30°	1115.6	1087.7	1047.1	1001.5	959.6	922.9	883.6	831.6	792.3	746.7	696.0
32.5°	1305.7	1272.8	1218.3	1175.2	1123.2	1074.9	1020.5	968.5	912.7	853.2	794.8
35°	1545.3	1514.9	1451.5	1388.1	1331.1	1274.0	1205.6	1146.0	1067.3	995.1	920.4
37.5°	1793.7	1739.2	1680.9	1612.5	1541.5	1473.1	1389.3	1306.9	1216.9	1138.4	1044.5
40°	2077.7	2011.9	1963.6	1890.1	1790.0	1692.4	1615.1	1512.4	1399.5	1294.3	1184.0
42.5°	2466.9	2393.3	2307.2	2195.6	2123.3	2009.3	1909.1	1787.5	1639.1	1521.2	1388.1
45°	2916.9	2816.8	2733.1	2625.3	2537.9	2395.9	2279.3	2117.1	1968.7	1814.0	1651.7
47.5°	3430.4	3306.1	3184.4	3077.9	2938.5	2799.1	2650.7	2478.3	2288.1	2118.3	1925.6
50°	4019.9	3843.6	3675.1	3538.1	3346.7	3185.7	3024.7	2830.7	2620.3	2425.1	2205.7
52.5°	4675.2	4471.1	4248.0	4037.6	3815.7	3609.1	3415.1	3192.0	2957.5	2719.2	2474.5
55°	5466.3	5312.8	5050.4	4782.9	4486.3	4210.0	3960.3	3683.9	3398.7	3085.5	2828.1
57.5°	6704.8	6630.0	6410.7	6143.2	5756.5	5420.5	4997.2	4658.7	4245.5	3814.4	3482.3
60°	8383.2	8290.7	8167.6	7950.9	7644.1	7187.7	6721.2	6195.2	5566.4	4969.3	4402.7
62.5°	9278.1	9245.2	9145.1	8995.5	8708.9	8348.9	7878.7	7300.5	6590.7	5865.6	5142.9
63°	9304.8	9262.9	9176.8	9024.7	8772.4	8423.7	7962.3	7400.7	6706.0	5966.9	5229.2
65°	8944.8	8928.3	8840.8	8674.8	8502.3	8236.1	7878.7	7395.6	6812.5	6114.0	5380.0
67.5°	7933.2	7883.7	7749.3	7698.7	7578.1	7393.1	7120.5	6788.4	6371.3	5822.4	5188.7
70°	6709.9	6636.3	6467.7	6377.7	6230.7	6114.0	5948.0	5710.9	5453.6	5070.7	4597.9
72.5°	5412.9	5260.9	5106.3	4871.7	4666.3	4458.4	4274.7	4107.3	3824.5	3670.0	3311.2
75°	3515.3	3238.9	2974.0	2619.1	2299.6	2016.9	1741.7	1602.4	1312.0	1194.1	1025.6
77.5°	1668.3	1513.6	1305.7	1144.7	939.3	766.9	626.3	470.3	368.9	289.1	220.5
80°	1346.3	1215.7	1090.3	944.4	789.7	630.0	482.9	361.3	256.1	177.5	125.5
82.5°	1200.5	1058.5	903.9	803.7	698.5	571.7	469.1	382.8	282.7	206.7	140.7
85°	466.5	392.9	302.9	247.2	192.7	158.4	143.2	98.9	77.3	60.8	46.9
87.5°	40.5	32.9	26.7	17.7	19.1	10.1	11.5	7.6	6.4	6.4	5.1
90°	0.0	0.0	0.0	0.0	0.0	0.0	0.0	0.0	0.0	0.0	0.0



REPORT NUMBER: P162337

CATALOG NUMBER: EMM-E04-LED-E1-SL2-HSS

CANDELA DISTRIBUTION (continued):

	83°	84°	85°	86°	87°	88°	89°	90°	95°	105°	115°
0°	267.5	267.5	267.5	267.5	267.5	267.5	267.5	267.5	267.5	267.5	267.5
2.5°	280.1	278.9	277.6	275.1	275.1	272.5	271.3	270.0	263.7	249.7	238.3
5°	294.1	291.6	289.1	285.2	282.7	278.9	276.4	272.5	258.7	232.0	209.2
7.5°	314.4	309.3	305.5	297.9	294.1	289.1	285.2	278.9	256.1	215.5	183.9
10°	338.5	329.6	323.2	314.4	306.8	300.4	294.1	285.2	253.6	197.7	160.9
12.5°	367.6	357.5	344.8	334.7	324.5	315.6	306.8	295.3	249.7	182.5	143.2
15°	396.8	381.6	372.7	358.8	344.8	332.1	319.5	309.3	251.1	166.0	128.0
17.5°	429.7	414.5	395.5	380.3	365.1	348.7	333.3	313.1	244.7	153.3	116.7
20°	461.5	439.9	422.1	403.1	381.6	361.3	342.3	324.5	239.6	140.7	106.5
22.5°	495.6	470.3	447.5	423.5	396.8	374.0	351.2	328.3	230.7	129.3	97.6
25°	537.5	508.4	475.3	446.3	418.4	390.4	361.3	333.3	221.9	119.2	91.3
27.5°	588.3	550.1	517.2	480.4	441.2	405.6	374.0	343.6	212.9	111.6	84.9
30°	652.8	608.5	561.6	514.7	472.8	432.3	387.9	349.9	204.1	104.0	78.5
32.5°	739.1	683.3	626.3	571.7	516.0	464.0	417.1	367.6	199.1	97.6	72.3
35°	853.2	780.9	711.2	642.7	575.5	512.1	451.3	395.5	199.1	90.0	64.7
37.5°	960.9	877.2	788.5	703.6	623.7	550.1	477.9	410.7	188.9	83.7	58.3
40°	1077.5	977.3	873.5	773.3	676.9	585.7	503.3	426.0	180.0	76.0	52.0
42.5°	1256.3	1129.5	993.9	877.2	761.9	649.1	546.4	455.1	168.7	68.4	45.6
45°	1490.8	1329.7	1170.1	1028.1	881.1	742.8	621.2	508.4	166.0	62.1	39.3
47.5°	1741.7	1551.6	1364.0	1182.8	1010.4	849.3	703.6	567.9	166.0	55.7	34.3
50°	1991.5	1753.2	1552.9	1342.5	1148.5	958.4	784.7	630.0	167.3	50.7	27.9
52.5°	2217.2	1962.4	1738.0	1494.5	1280.4	1059.7	870.9	690.9	164.8	44.4	22.8
55°	2530.3	2231.1	1971.2	1702.5	1451.5	1203.1	988.8	782.1	166.0	39.3	19.1
57.5°	3107.1	2756.0	2442.8	2090.4	1801.3	1480.7	1220.8	969.7	181.3	32.9	14.0
60°	3934.9	3478.5	3038.7	2608.9	2241.2	1859.7	1522.5	1227.1	212.9	26.7	10.1
62.5°	4491.3	3894.3	3369.5	2895.3	2468.1	2068.8	1701.2	1365.3	234.5	21.6	6.4
63°	4548.4	3931.1	3403.7	2914.4	2478.3	2078.9	1708.8	1375.5	235.7	20.3	6.4
65°	4656.1	3994.4	3422.8	2918.1	2468.1	2065.1	1703.7	1374.1	238.3	16.5	5.1
67.5°	4533.2	3896.8	3312.4	2809.2	2379.5	1982.7	1640.4	1323.5	237.1	11.5	3.9
70°	4054.0	3526.7	3013.3	2544.3	2153.7	1795.1	1493.3	1206.8	218.0	7.6	2.5
72.5°	2976.5	2617.7	2219.7	1881.2	1622.7	1347.6	1149.7	906.4	168.7	5.1	1.3
75°	882.3	803.7	675.7	595.9	526.1	434.8	386.7	301.7	86.3	2.5	0.0
77.5°	176.3	159.7	143.2	130.5	122.9	105.2	100.1	82.4	35.5	1.3	0.0
80°	92.5	76.0	64.7	57.1	49.5	40.5	34.3	27.9	6.4	0.0	0.0
82.5°	88.8	59.6	43.1	35.5	30.4	24.1	19.1	14.0	3.9	0.0	0.0
85°	32.9	25.3	19.1	15.2	12.7	11.5	8.9	7.6	0.0	0.0	0.0
87.5°	5.1	3.9	3.9	2.5	2.5	1.3	1.3	1.3	0.0	0.0	0.0
90°	0.0	0.0	0.0	0.0	0.0	0.0	0.0	0.0	0.0	0.0	0.0



REPORT NUMBER: P162337

CATALOG NUMBER: EMM-E04-LED-E1-SL2-HSS

CANDELA DISTRIBUTION (continued):

	125°	135°	145°	155°	165°	175°	180°
0°	267.5	267.5	267.5	267.5	267.5	267.5	267.5
2.5°	226.9	216.8	211.7	205.3	205.3	204.1	206.7
5°	188.9	174.9	164.8	157.2	158.4	154.7	155.9
7.5°	159.7	145.7	136.9	131.9	130.5	129.3	129.3
10°	138.1	125.5	117.9	114.1	112.8	112.8	112.8
12.5°	122.9	110.3	104.0	101.5	101.5	100.1	100.1
15°	110.3	100.1	93.9	91.3	91.3	90.0	91.3
17.5°	100.1	90.0	84.9	82.4	82.4	81.1	81.1
20°	91.3	82.4	77.3	73.5	73.5	72.3	73.5
22.5°	83.7	74.8	68.4	65.9	64.7	63.3	64.7
25°	76.0	67.2	60.8	57.1	55.7	55.7	54.5
27.5°	69.7	60.8	53.2	49.5	48.1	48.1	46.9
30°	63.3	53.2	45.6	41.9	40.5	40.5	40.5
32.5°	57.1	45.6	39.3	35.5	34.3	34.3	34.3
35°	50.7	39.3	32.9	29.2	27.9	27.9	27.9
37.5°	43.1	32.9	25.3	22.8	21.6	20.3	20.3
40°	36.8	25.3	19.1	16.5	14.0	14.0	14.0
42.5°	30.4	20.3	14.0	10.1	8.9	7.6	8.9
45°	25.3	15.2	8.9	5.1	3.9	3.9	3.9
47.5°	20.3	10.1	3.9	1.3	1.3	1.3	1.3
50°	15.2	6.4	1.3	0.0	0.0	1.3	1.3
52.5°	11.5	3.9	0.0	0.0	0.0	0.0	0.0
55°	6.4	1.3	0.0	0.0	0.0	0.0	0.0
57.5°	3.9	0.0	0.0	0.0	0.0	0.0	0.0
60°	2.5	0.0	0.0	0.0	0.0	0.0	0.0
62.5°	1.3	0.0	0.0	0.0	0.0	0.0	0.0
63°	1.3	0.0	0.0	0.0	0.0	0.0	0.0
65°	1.3	0.0	0.0	0.0	0.0	0.0	0.0
67.5°	0.0	0.0	0.0	0.0	0.0	0.0	0.0
70°	0.0	0.0	0.0	0.0	0.0	0.0	0.0
72.5°	0.0	0.0	0.0	0.0	0.0	0.0	0.0
75°	0.0	0.0	0.0	0.0	0.0	0.0	0.0
77.5°	0.0	0.0	0.0	0.0	0.0	0.0	0.0
80°	0.0	0.0	0.0	0.0	0.0	0.0	0.0
82.5°	0.0	0.0	0.0	0.0	0.0	0.0	0.0
85°	0.0	0.0	0.0	0.0	0.0	0.0	0.0
87.5°	0.0	0.0	0.0	0.0	0.0	0.0	0.0
90°	0.0	0.0	0.0	0.0	0.0	0.0	0.0

(END OF REPORT)